


## 1. Find the Best Location for your Antenna

Before connecting your antenna, determine the best spot in your home for optimum reception. To ensure you receive the maximum number of channels you may want to position the antenna towards your local broadcasting towers. Visit [www.antennaweb.org](http://www.antennaweb.org) to see a list of local broadcast towers in your area. Try to avoid any obstructions between these transmitters and your antenna.

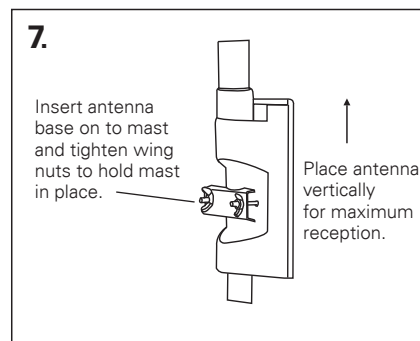
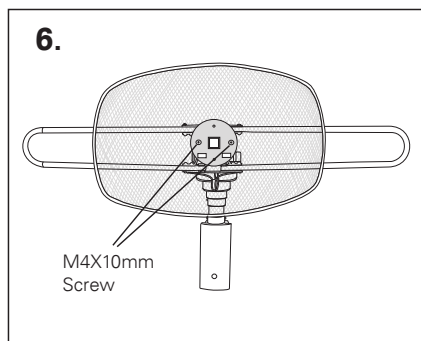
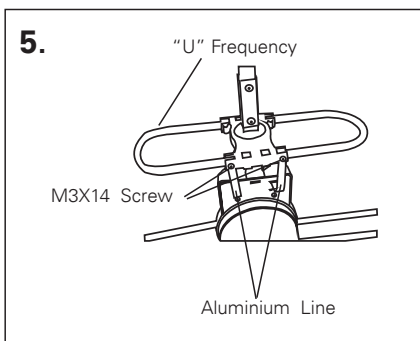
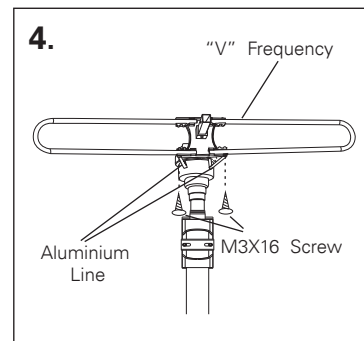
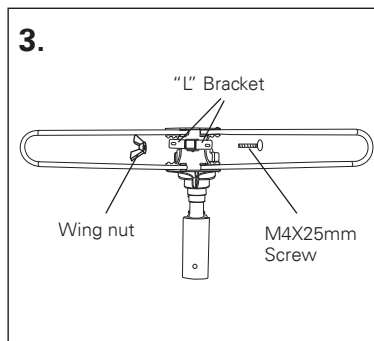
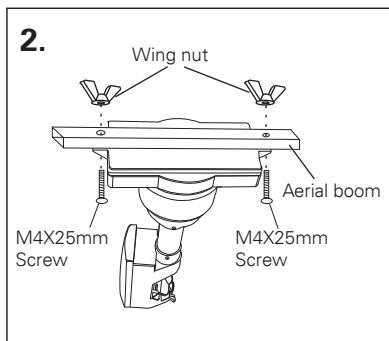
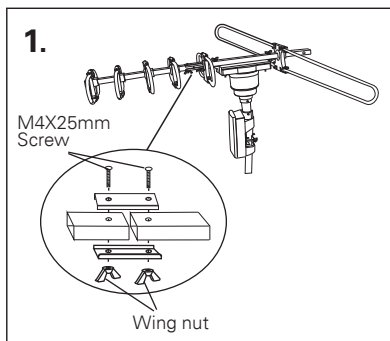
### Helpful Hints:

1. Avoid metal surfaces as this can interfere with reception.
2. Position the antenna as high as possible, preferably next to a window.
3. If the antenna isn't performing as expected, try placing in a different location/surface. Then, re-scan for channels on your TV or converter box.



## 2. Assembling the Antenna:

Remove all parts from the box and assemble as shown.



### 3. Connecting the Antenna to Your TV:

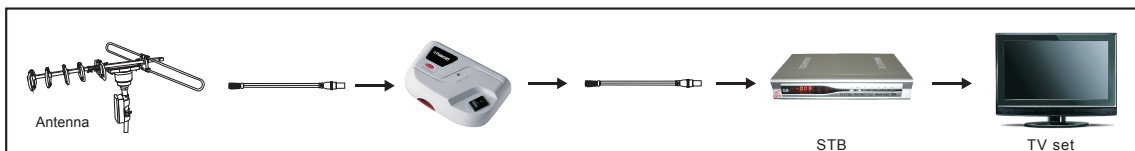
#### For HDTVs:

Connect your antenna cable directly into the ANTENNA INPUT port on the back of your TV.



#### For Analog TVs:

Plug antenna into the your digital converter box. Then plug your digital converter box output directly into your TV's ANTENNA INPUT jack.



### 4. Adjusting Your TV for Best Reception:

Set your TV or digital converter box to Antenna Mode. If signal quality is low, use remote control to rotate your antenna. Continue rotating until optimal signal is received. Visit [www.antennaweb.org](http://www.antennaweb.org) to see a list of local broadcast towers in your area.

### 5. Scanning for Channels on Your TV:

To ensure you receive the maximum number of channels, you may want to position the antenna towards your local broadcasting towers.

Turn on your TV and press INPUT or SOURCE. Select the input for your antenna (usually labeled TV).

Open your TV's Setup menu, then select the SCAN or CHANNEL SCAN option. Your TV will automatically search for available channels in your area. For more detailed instructions on performing a channel scan, refer to your TV's User Guide.

Most TVs have a channel scan option in their menu system, sometimes under SETUP or CHANNEL menu under ANTENNA.

\* Channel reception varies depending on signal strength in your area, distance to broadcast towers and surrounding area (i.e. buildings, terrain, weather etc.) and antenna placement & positioning.

#### LIMITED WARRANTY TO ORIGINAL CONSUMER

This Product (including any accessories in the original packaging) as supplied and distributed new by an authorized retailer is warranted by Tuff Manufacturing to the original consumer purchaser against defects in material and workmanship ("Warranty") for a period of 5 Years from the date of purchase.

#### To Obtain Warranty Service & Troubleshooting Information:

Call: (855) 439-7573

Email: [polaroidserv@tuffmanufacturing.com](mailto:polaroidserv@tuffmanufacturing.com)

To receive Warranty service, the original consumer purchaser must contact us for problem determination and service procedures. Proof of purchase in the form of a bill of sale or receipted invoice, evidencing that the Product is within the applicable Warranty period(s), MUST be presented in order to obtain the requested service.

#### Exclusions and Limitations

Shipping expenses incurred to ship your product to a service center or Return Facility are not covered by this warranty, and must be paid by the consumer.

This Warranty covers manufacturing defects in materials and workmanship encountered in the normal, noncommercial use of the Product, and does not cover consumer instruction, delivery, installation, set-up, adjustments, cosmetic damage or damage due to acts of nature, accident, misuse, abuse, negligence, commercial use or modification of, or to any part of the Product. In addition, this Warranty does not cover images "burnt" into screens. This Warranty applies to the original consumer only and does not cover products sold AS IS or WITH ALL FAULTS, sold as Reconditioned, Refurbished or Remanufactured, or consumables (e.g., fuses, batteries, bulbs etc.). The Warranty is invalid if the factory-applied serial number has been altered or removed from the Product. This Warranty is valid only in the country where the consumer purchased the product, and only applies to products purchased and serviced in that country.

**NO WARRANTIES, WHETHER EXPRESS OR IMPLIED, INCLUDING, BUT NOT LIMITED TO, ANY IMPLIED WARRANTIES OF MERCHANTABILITY OR FITNESS FOR A PARTICULAR PURPOSE, OTHER THAN THOSE EXPRESSLY DESCRIBED ABOVE SHALL APPLY. DISTRIBUTOR FURTHER DISCLAIMS ALL WARRANTIES AFTER THE EXPRESS WARRANTY PERIOD STATED ABOVE. NO OTHER EXPRESS WARRANTY OR GUARANTY GIVEN BY ANY PERSON, FIRM OR ENTITY WITH RESPECT TO THE PRODUCT SHALL BE BINDING ON DISTRIBUTOR. REPAIR, REPLACEMENT, OR REFUND OF THE ORIGINAL PURCHASE PRICE - AT DISTRIBUTOR'S SOLE DISCRETION - ARE THE EXCLUSIVE REMEDIES OF THE CONSUMER. IN NO EVENT WILL DISTRIBUTOR, ITS MANUFACTURERS, OR PLR IP HOLDINGS, LLC BE LIABLE FOR ANY INCIDENTAL, DIRECT, INDIRECT, SPECIAL, PUNITIVE OR CONSEQUENTIAL DAMAGES (SUCH AS, BUT NOT LIMITED TO, DAMAGES FOR LOSS OF PROFITS, BUSINESS, SAVINGS, DATA OR RECORDS) CAUSED BY THE USE, MISUSE OR INABILITY TO USE THE PRODUCT. EXCEPT AS STATED HEREIN, NO OTHER WARRANTIES SHALL APPLY. NOTWITHSTANDING THE FOREGOING, CONSUMER'S RECOVERY AGAINST DISTRIBUTOR SHALL NOT EXCEED THE PURCHASE PRICE OF THE PRODUCT SOLD BY DISTRIBUTOR. THIS WARRANTY SHALL NOT EXTEND TO ANYONE OTHER THAN THE ORIGINAL CONSUMER WHO PURCHASED THE PRODUCT AND IS NOT TRANSFERABLE.**

Some countries, states or provinces do not allow the exclusion or limitation of incidental or consequential damages or allow limitations on warranties, so limitation or exclusions may not apply to you. This warranty gives you specific legal rights, and you may have other rights that vary from state to state or province to province.

**Contact your authorized retailer to determine if another warranty applies.**

Polaroid, Polaroid & Pixel, Polaroid Classic Border Logo and Polaroid Color Spectrum are trademarks of PLR IP Holdings, LLC, used under license. PLR IP Holdings, LLC does not manufacture this product or provide any Manufacturer's Warranty or support.