

Atmor - A leading international manufacturer of tankless electric instant water heaters dedicated to excellence!

- **Trusted Global Brand** - Established over 40 years ago, Atmor specializes in manufacturing superior tankless electric instant water heaters. We manufacture state-of-the-art on-demand water heaters for appliance companies and suppliers in over 40 countries.
- **Proven performance** - Atmor's tankless electric instant water heaters are an energy-efficient and the most economical way to provide hot water instantaneously to a sink, a shower, or to an entire property – residential or commercial.
- **Quality Assurance** – The Atmor manufacturing process is carried out entirely under one roof, with constant oversight and quality control to ensure that every unit is up to the mark. Atmor is dedicated to improving the quality of its water heaters and providing excellent service, exceeding both industry standards and our customers' expectations. Our innovations ensure maximum energy efficiency and total customer satisfaction.
- **Approved Testing** – With Atmor water heaters distributed in over 40 countries, we comply with all relevant international standards, including UL, BEAB, TUV, IP 44 (anti-splash protection), CB, CE, and ISO 9002.
- **Eco-Friendly** – Saving you Time, Money, Water, and Space. Not to mention, our products also last longer than the water storage tanks and most elements are recyclable.

Super 900 Series



**With Atmor solutions,
your hot water will never run out,
and your shower will never run cold...
Your best choice for Tankless Electric
Instant Water Heaters**



Did you know in most US homes, the heating of water is usually the second largest energy expense, after space heating and cooling. Typically, storage tank water heating can account for up to 30%-50% of the average home energy bill. Inconvenient situations such as waiting for the hot water to reach the faucet, finding yourself with no more hot water while having to wait for the tank heat up again, or constantly heating a storage tank of water even when it is not in use all add up to this expense. What if there was an all-around solution that saves you money, time, energy, and resources?

The Atmor Tankless Electric Instant Water Heaters are the eco-friendly, efficient and convenient solution you have been looking for – delivering to you an endless supply of hot water instantaneously at the point of use only when you need it. Now you can rest your mind at ease and enjoy the continuous flow of hot water on demand.

Features & Benefits:

- Hot Water on Demand – Without the wait, delay and excessive water wastage.
- Drastically reduce energy consumption - unit activated by water flow.
- Eliminate energy wastage – no more heating storage tank water; even when on standby.
- A continuous and endless flow of hot water. No more worry of hot water ever running out.
- Prevents Legionella bacteria growth - No stagnant water
- Standard NPT fittings – does not require soldering.
- Unit mounts directly to the wall using common handy tools.
- Green & Eco-Friendly
- Save on Space – Only 10% of the size compared to standard tank heaters.
- Compact design blends well into home environment or can be easily concealed out of sight.
- Longer lifespan than standard tank heaters.
- Certification: UL, ISO 9001:2008

Applications:

- Residential
- Office Buildings
- Commercial Buildings
- Tenant occupied living/working spaces
- Public Bathrooms
- Malls and other retail shopping centers
- Restaurants/Food Service Stations/ Concession Stands
- Rest Stops
- Food Carts
- RV's, Buses, and Trailers
- Schools
- Airports, Train/Bus Stations
- Fitness Centers
- And more... Simply any sink or shower that needs hot water!



**SAVE
WATER
TIME
MONEY
ENERGY**

Installation

- **Sizing** - To size your unit accurately based on performance, there are two key factors you must first understand:
 - The application (faucet, shower, etc.)
 - The inlet water temperature.
- **Electrical** - All Atmor tankless electric instant water heaters are specifically designed to be hardwired to a dedicated circuit breaker. These units do not come with a cord and plug and are not designed to be plug-in units.
- **Plumbing** – A pre-heated or cold water feed should be connected into the inlet water connection.
- **Regulations** - Please be sure that the installation is done in compliance with all applicable plumbing and electrical codes.
- **Mounting** – Atmor products are to be mounted directly to the wall with the water connections on the bottom.

Technical Information & Specifications						
Model Number	AT900-03	AT900-04	AT900-06	AT900-08	AT900-10	AT900-13
Watts	3000	3800	6500	8500	10500	13000
Kilowatts	3	3.8	6.5	8.5	10.5	13
Volts	110	240	240	240	240	240
Required Current Breaker Size (Amps)	30 A	20 A	30 A	40 A	50 A	60 A
Total Connected Load (Amps)	27 A	16 A	27 A	36 A	44 A	55 A
Required Wire Size	10 AWG	12 AWG	10 AWG	6 AWG	6 AWG	4 AWG
Product Weight (Lbs)	3.5	3.5	3.5	3.5	3.5	3.8
Product Dims (L x W x H)	7.29" x 11.82" x 3.55"					
Phase	Single					
Min. Activation Rate (Gallons Per Min = GPM)	0.5 GPM					
Min. operating temperature (F)	36					
Min. Output Temp (F)	65					
Max. Output Temp (F)	130					
Nominal Water Volume	0.11 Gallons / 0.42 Liters					
Working Pressure	8 BAR (115 psi)					
Maximum Tested Pressure	16 BAR (230 psi)					
Temp Overheat Protection	Yes					
Wall Mountable	Yes					
Water Connection Location	Bottom of Unit					
Water Connection Size (in.)	1/2" NPT					
Warranty Installation	2 years (parts only) Limited Warranty, 7 years free from Leakage. Designed to be hardwired to a dedicated circuit breaker.					
Energy Efficiency Guide						
Model Number	AT900-03	AT900-04	AT900-06	AT900-08	AT900-10	AT900-13
110 V	3.0 kW	N/A	N/A	N/A	N/A	N/A
208 V	N/A	2.8 kW	4.9 kW	6.4 kW	7.9 kW	9.8 kW
240 V	N/A	3.8 kW	6.5 kW	8.5 kW	10.5 kW	13 kW

The Best Choice for Tankless Electric Instant Water Heaters

Super 900 Series Inline Tankless Electric Instant Water Heaters

3 Steps to Choosing your Atmor Unit

STEP 1:

Define your point of use application(s) in the sizing chart (right).

For example: Single Sink, Double Sink, Single Shower, Sink and Shower.

STEP 2:

Locate your geographical region on the above map of the United States to identify the inlet cold water temperature for your region. The correlating color coding for your region will be necessary for Step 3.

STEP 3:

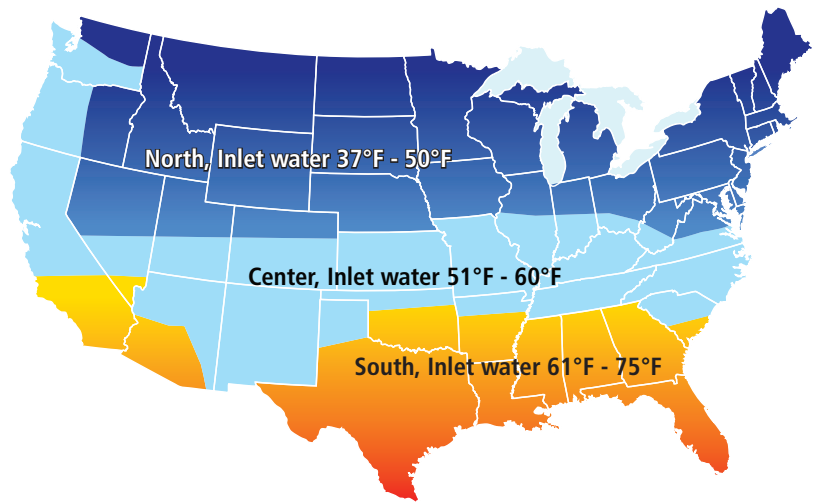
Finally, reference the sizing guide chart to locate your point of use application, then cross-reference to find the color code associated with your region's inlet cold water temperature. Within that column, you will see which unit best fits your application.

Temperature Rise Reference Guide





Controlling the flow rate (Gallons per Minute) into your unit is essential to ensure a proper consistent temperature rise in order to meet your desired hot water temperature. When experiencing a high flow rate, it is recommended to use a flow restrictor or aerator at your application to achieve optimal temperature rise. See below for further information.

MODEL NUMBER	AT900-03 3kW/110V	AT900-04 3.8kW/240V	AT900-06 6.5kW/240V	AT900-08 8.5kW/240V	AT900-10 10.5kW/240V	AT900-13 13kW/240V
35° F Temp Rise	0.6 GPM	0.74 GPM	1.3 GPM	1.63 GPM	2.15 GPM	2.8 GPM
45° F Temp Rise	0.5 GPM	0.56 GPM	1.05 GPM	1.23 GPM	2.65 GPM	2.25 GPM
77° F Temp Rise	0 GPM	0 GPM	0.67 GPM	0.7 GPM	0.82 GPM	0.9 GPM

* GPM= Gallons Per Minute



Sizing Guide

POINT OF USE	GALLONS PER MINUTE (GPM)*	AT900-03 3kW/110V	AT900-04 3.8kW/240V	AT900-06 6.5kW/240V	AT900-08 8.5kW/240V	AT900-10 10.5 kW/240V	AT900-13 13 kW/240V
Single Sink 	0.5						
	0.5						
Double Sink 	1						
	1						
Shower 	1.5						
	1.5						
Shower & Sink 	2						
	2						

* These values refer only to the hot water maximum flow rate at the device outlet.