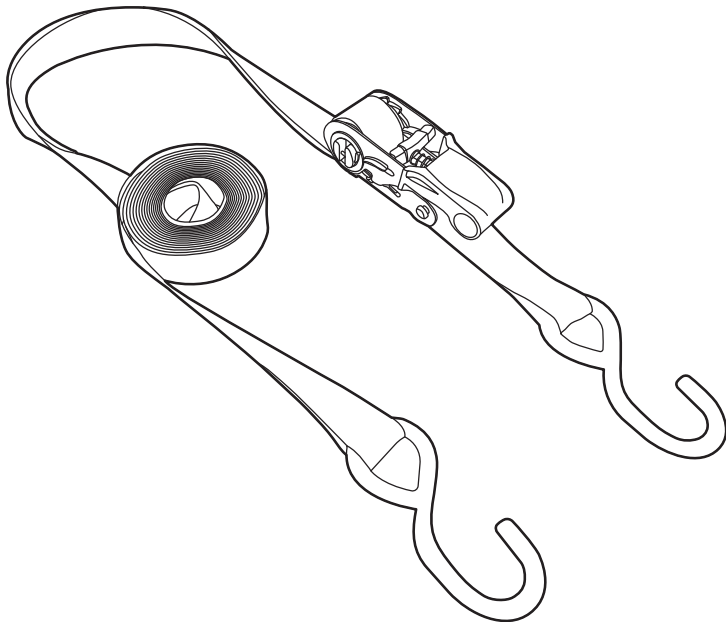


amazonbasics



Ratchet Tie Down

Arrimage à Cliquets

Amarre de Trinquete

B07ZL1BLCY, B07ZL1Q56Z, B07ZL1MFGM, B07ZL1N1DB

B07ZKZSQ43, B07ZKZZNXJ, B07ZL1RPJJ, B07ZL1CLFP

B07ZL1Q54V, B07ZL1MFDZ, B07ZKZYP44, B07ZKZR7DX

English	3
Français	7
Español	12



IMPORTANT SAFEGUARDS



Read these instructions carefully and retain them for future use. If this product is passed to a third party, then these instructions must be included.

When using the product, basic safety precautions should always be followed to reduce the risk of injury including the following:

⚠ WARNING Risk of injury or death! Failure to comply with these safety instructions may result in personal injury, death or loss/damage of load.

⚠ CAUTION Risk of pinching! Take care when opening/closing the product. Keep hands away from the folding mechanisms to prevent fingers from being trapped and pinched.

- Use this product in accordance with local, state, provincial, federal, and industry regulations.
- This product is intended to safely anchor and secure loads.
- Never exceed working load limit (WLL) rating.
- Do not use this product to lift or hoist loads, pull or tow vehicles.
- Inspect the product before each use. Do not use the product with cuts, abrasions, degraded or damaged parts.
- The product shall never be used when knotted.
- The product shall be protected against friction, abrasion and damage from loads with sharp edges by using protective sleeves and/or corner protectors. Keep the product away from chemicals, abrasive or hot surfaces.
- Always choose suitable anchoring points and anchoring methods. The size, shape and weight of the load, together with the intended method of use, transport environment and the nature of the load will affect the correct selection.
- Care should be taken to ensure that the stability of the load is independent. The release of the ratchet tie down shall not cause the load to fall off the vehicle, thus endangering the personnel.
- Check that the vehicle anchoring points you plan to strap the load to are sturdy enough.
- Make sure that the product is not twisted and that the load is distributed across its entire width.
- Damage to labels shall be prevented by keeping them away from sharp edges of the load and, if possible, from the load.
- Tension with hand only.

- When use with vehicles, check the product after the first 10 miles (16 km) and whenever the vehicle is stopped and left unattended.

For B07ZL1Q54V, B07ZL1MFDZ, B07ZKZYP44, B07ZKZR7DX:

- Do not use the bungee cords to lift or hoist loads.
- Do not overexpand the bungee cords. The bungee cords could tear and snap back.
- Stretch the cord carefully. Uncontrolled release can cause severe injury to unprotected body parts, particularly eyes.
- Wear safety glasses when attaching and releasing the bungee cords.



Before First Use

- Check the product for transport damages.
- Remove all the packing materials.

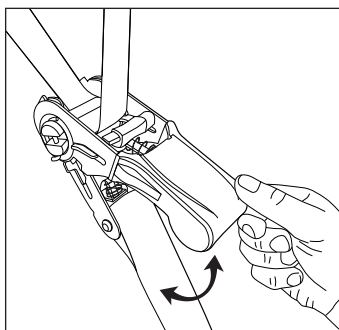
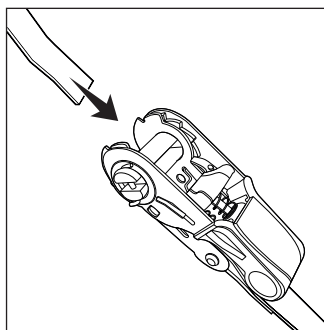
⚠ DANGER Risk of suffocation! Keep any packaging materials away from children – these materials are a potential source of danger, e.g. suffocation.



Use

Tensioning

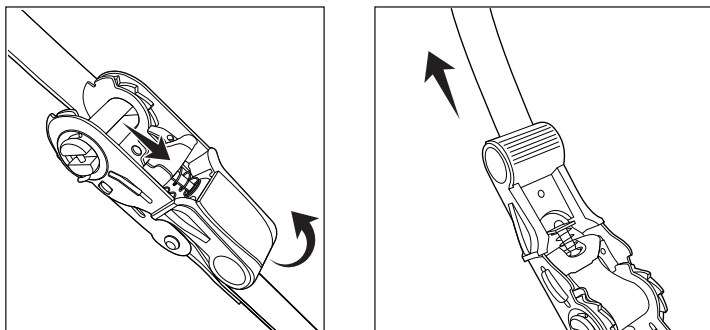
⚠ WARNING Risk of injury or death! Proper tensioning of ratchet tie down is critical. Before each use verify that all straps are properly threaded/tensioned and are free of damage or wear.



- Place strap through the slot in center rotating spool of a closed ratchet.
- Pull webbing through, leaving some slack.
- Start ratcheting (raising and lowering the handle).

- Strap winds itself and locks in place so that further ratcheting will rapidly increase tension on the strap.

Loosening



- To release, pull and hold the release tab on top assembly to override the ratcheting function.
- Open the ratchet until it is completely open and flat.
- Grab the strap and pull to release it.
- Pull and hold release tab on top assembly to close ratchet.

Cleaning and Maintenance

- This product may be subjected to dirt, mud, snow, ice, road salt, cleaning solution, etc., and therefore require inspection and cleaning after each use.
- To clean the product, hose with clean and cool water, and let the product dry before storing. Do not machine wash.
- Store the product indoors away from direct sunlight.





Specifications

Model:	B07ZL1BLCY B07ZL1Q56Z B07ZL1MFGM B07ZL1N1DB	B07ZKZSQ43 B07ZKZZNXJ B07ZL1RPJJ B07ZL1CLFP	B07ZL1Q54V B07ZL1MFDZ B07ZKZYP44 B07ZKZR7DX
Dimensions: (L x W)	180 x 1" (457 x 2.54 cm)	180 x 1" (457 x 2.54 cm)	180 x 1" (457 x 2.54 cm)
Net weight:	0.97 lbs (0.44 kg)	1.1 lbs (0.505 kg)	0.97 lbs (0.44 kg)
Working load limit:	500 lbs (227 kg)	607 lbs (275 kg)	500 lbs (227 kg)
Material:			
Bungee cord:	Not included	Not included	Natural rubber & PP yarn
Webbing:	100% Polyester	100% Polyester	100% Polyester
Hardware:	Steel & PP handle cover	Steel & PP handle cover	Steel & PP handle cover



Feedback and Help

Love it? Hate it? Let us know with a customer review.

AmazonBasics is committed to delivering customer-driven products that live up to your high standards. We encourage you to write a review sharing your experiences with the product.



amazon.com/review/review-your-purchases#



amazon.com/gp/help/customer/contact-us



amazon.com/AmazonBasics

MADE IN TAIWAN
FABRIQUÉ EN TAÏWAN
HECHO EN TAIWÁN

V01-01/20