

## FIREPLACE HEATER CALEFACTOR CHIMENEA

MODEL/MODELO: BFH5000

### Instruction Manual Manual de Instrucciones

Read instructions before operating. Retain for future reference.  
Lea las instrucciones antes de usarlo. Consérvelas para futuras consultas.

Questions? Comments? Call 1-800-253-2764 in North America.  
¿Preguntas? ¿Comentarios? Llame al 1-800-253-2764 en Norteamérica.

exclusión o limitación de los daños incidentales o emergentes ni las limitaciones a la duración de las garantías implícitas, de modo que es posible que la exclusión o las limitaciones antes mencionadas no se apliquen en su caso.

Esta garantía le otorga derechos legales específicos y es posible que usted tenga otros derechos que varían de un estado, provincia o jurisdicción a otro.

#### Cómo solicitar el servicio en garantía

##### En los Estados Unidos

Si tiene alguna pregunta sobre esta garantía o desea recibir servicio de garantía, llame al 1-800-253-2764 o escriba a Jarden Consumer Solutions, Atención Bionaire, PO Box 3900, Peoria IL 61614. Por favor no devuelva este producto a esta dirección. El PO Box solo recibe sobres.

##### En Canadá

Si tiene alguna pregunta sobre esta garantía o desea recibir servicio de garantía, llame al 1-800-253-2764 o escriba a Jarden Consumer Solutions, Atención Bionaire, PO Box 3900, Peoria IL 61614. Por favor no devuelva este producto a esta dirección. El PO Box solo recibe sobres.

En los Estados Unidos, esta garantía es ofrecida por Sunbeam Products, Inc. operando bajo el nombre de Jarden Consumer Solutions ubicado en Jarden Consumer Solutions, PO Box 3900, Peoria IL 61614. En Canadá, esta garantía es ofrecida por Sunbeam Corporation (Canada) Limited operando bajo el nombre de Jarden Consumer Solutions, 20 B Hereford Street, Brampton, Ontario L6Y 0M1. Si usted tiene otro problema o reclamo en conexión con este producto, por favor escriba al Departamento de Servicio al Consumidor.

#### POR FAVOR NO DEVUELVA ESTE PRODUCTO A NINGUNA DE ESTAS DIRECCIONES NI AL LUGAR DE COMPRA.

Si tiene algunas preguntas acerca de su producto Bionaire®, favor llame al teléfono: 1-800-253-2764 o visite nuestra página web: [www.bionaire.com](http://www.bionaire.com). Para preguntas relacionadas con el reciclaje y la correcta eliminación de este producto, por favor póngase en contacto con su centro local de gestión de residuos.

© 2015 Sunbeam Products, Inc. operando bajo el nombre de Jarden Consumer Solutions. Todos los derechos reservados. Distribuido por Sunbeam Products, Inc. operando bajo el nombre de Jarden Consumer Solutions, Boca Raton, Florida 33431.

Impreso en China 156140 Rev. B/BFH5000\_15ESM1  
GDCS-BIO37130-JC

- Use this heater only as described in this manual. Any other liquids are used or stored.
- A heater has hot end and arcing or sparking parts inside. Do not use it in areas where gasoline, paint, or flammable bed, where openings may become blocked.
- In any opening. Do not use on soft surfaces, like a rug. To prevent a possible fire, do not block air intakes or electric shock or fire, or damage the heater.
- Do not insert or allow foreign objects to enter any opening. Do not use this heater on a rug or carpet.
- To disconnect heater, turn controls to off, then remove the power cord from the outlet.
- Do not use this heater on a rug or carpet. Do not use on a rug, runner, or similar covering. Do not use on a rug or carpet under carpeting. Do not use cord with a polarized outlet only one way. If the plug does not fit in a wall outlet, do not use the heater. To reduce the risk of electric shock, this plug is intended to fit in a standard wall outlet. Do not use this heater in a bath tub or shower area and similar indoor locations. Never locate heater in areas where water is present, such as in a bathroom, laundry room, or near a sink.
- This heater is not intended for use in heavy construction, authorized service facility for examination and/or repair.
- Do not use outdoors.
- This heater is not intended for use in heavy construction, authorized service facility for examination and/or repair.
- To disconnect heater, turn controls to off, then remove the power cord from the outlet.
- Do not use this heater on a rug or carpet. Do not use on a rug, runner, or similar covering. Do not use on a rug or carpet under carpeting. Do not use cord with a polarized outlet only one way. If the plug does not fit in a wall outlet, do not use the heater. To reduce the risk of electric shock, this plug is intended to fit in a standard wall outlet. Do not use this heater in a bath tub or shower area and similar indoor locations. Never locate heater in areas where water is present, such as in a bathroom, laundry room, or near a sink.
- This heater is not intended for use in heavy construction, authorized service facility for examination and/or repair.
- Do not use outdoors.
- This heater is not intended for use in heavy construction, authorized service facility for examination and/or repair.
- To disconnect heater, turn controls to off, then remove the power cord from the outlet.
- Do not use this heater on a rug or carpet. Do not use on a rug, runner, or similar covering. Do not use on a rug or carpet under carpeting. Do not use cord with a polarized outlet only one way. If the plug does not fit in a wall outlet, do not use the heater. To reduce the risk of electric shock, this plug is intended to fit in a standard wall outlet. Do not use this heater in a bath tub or shower area and similar indoor locations. Never locate heater in areas where water is present, such as in a bathroom, laundry room, or near a sink.

### PLEASE READ AND SAVE THESE IMPORTANT SAFETY INSTRUCTIONS

- Read all instructions before using this heater.
- This heater is not intended for use in heavy construction, authorized service facility for examination and/or repair.
- Do not use outdoors.
- This heater is not intended for use in heavy construction, authorized service facility for examination and/or repair.
- To disconnect heater, turn controls to off, then remove the power cord from the outlet.
- Do not use this heater on a rug or carpet. Do not use on a rug, runner, or similar covering. Do not use on a rug or carpet under carpeting. Do not use cord with a polarized outlet only one way. If the plug does not fit in a wall outlet, do not use the heater. To reduce the risk of electric shock, this plug is intended to fit in a standard wall outlet. Do not use this heater in a bath tub or shower area and similar indoor locations. Never locate heater in areas where water is present, such as in a bathroom, laundry room, or near a sink.
- This heater is not intended for use in heavy construction, authorized service facility for examination and/or repair.
- Do not use outdoors.
- This heater is not intended for use in heavy construction, authorized service facility for examination and/or repair.
- To disconnect heater, turn controls to off, then remove the power cord from the outlet.
- Do not use this heater on a rug or carpet. Do not use on a rug, runner, or similar covering. Do not use on a rug or carpet under carpeting. Do not use cord with a polarized outlet only one way. If the plug does not fit in a wall outlet, do not use the heater. To reduce the risk of electric shock, this plug is intended to fit in a standard wall outlet. Do not use this heater in a bath tub or shower area and similar indoor locations. Never locate heater in areas where water is present, such as in a bathroom, laundry room, or near a sink.
- This heater is not intended for use in heavy construction, authorized service facility for examination and/or repair.
- Do not use outdoors.
- This heater is not intended for use in heavy construction, authorized service facility for examination and/or repair.
- To disconnect heater, turn controls to off, then remove the power cord from the outlet.

### PLEASE READ AND SAVE THESE IMPORTANT SAFEGUARDS

- Read all instructions before using this heater.
- This heater is not intended for use in heavy construction, authorized service facility for examination and/or repair.
- Do not use outdoors.
- This heater is not intended for use in heavy construction, authorized service facility for examination and/or repair.
- To disconnect heater, turn controls to off, then remove the power cord from the outlet.
- Do not use this heater on a rug or carpet. Do not use on a rug, runner, or similar covering. Do not use on a rug or carpet under carpeting. Do not use cord with a polarized outlet only one way. If the plug does not fit in a wall outlet, do not use the heater. To reduce the risk of electric shock, this plug is intended to fit in a standard wall outlet. Do not use this heater in a bath tub or shower area and similar indoor locations. Never locate heater in areas where water is present, such as in a bathroom, laundry room, or near a sink.
- This heater is not intended for use in heavy construction, authorized service facility for examination and/or repair.
- Do not use outdoors.
- This heater is not intended for use in heavy construction, authorized service facility for examination and/or repair.
- To disconnect heater, turn controls to off, then remove the power cord from the outlet.
- Do not use this heater on a rug or carpet. Do not use on a rug, runner, or similar covering. Do not use on a rug or carpet under carpeting. Do not use cord with a polarized outlet only one way. If the plug does not fit in a wall outlet, do not use the heater. To reduce the risk of electric shock, this plug is intended to fit in a standard wall outlet. Do not use this heater in a bath tub or shower area and similar indoor locations. Never locate heater in areas where water is present, such as in a bathroom, laundry room, or near a sink.
- This heater is not intended for use in heavy construction, authorized service facility for examination and/or repair.
- Do not use outdoors.
- This heater is not intended for use in heavy construction, authorized service facility for examination and/or repair.
- To disconnect heater, turn controls to off, then remove the power cord from the outlet.

### PLEASE READ AND SAVE THESE IMPORTANT SAFETY INSTRUCTIONS

- Read all instructions before using this heater.
- This heater is not intended for use in heavy construction, authorized service facility for examination and/or repair.
- Do not use outdoors.
- This heater is not intended for use in heavy construction, authorized service facility for examination and/or repair.
- To disconnect heater, turn controls to off, then remove the power cord from the outlet.
- Do not use this heater on a rug or carpet. Do not use on a rug, runner, or similar covering. Do not use on a rug or carpet under carpeting. Do not use cord with a polarized outlet only one way. If the plug does not fit in a wall outlet, do not use the heater. To reduce the risk of electric shock, this plug is intended to fit in a standard wall outlet. Do not use this heater in a bath tub or shower area and similar indoor locations. Never locate heater in areas where water is present, such as in a bathroom, laundry room, or near a sink.
- This heater is not intended for use in heavy construction, authorized service facility for examination and/or repair.
- Do not use outdoors.
- This heater is not intended for use in heavy construction, authorized service facility for examination and/or repair.
- To disconnect heater, turn controls to off, then remove the power cord from the outlet.
- Do not use this heater on a rug or carpet. Do not use on a rug, runner, or similar covering. Do not use on a rug or carpet under carpeting. Do not use cord with a polarized outlet only one way. If the plug does not fit in a wall outlet, do not use the heater. To reduce the risk of electric shock, this plug is intended to fit in a standard wall outlet. Do not use this heater in a bath tub or shower area and similar indoor locations. Never locate heater in areas where water is present, such as in a bathroom, laundry room, or near a sink.
- This heater is not intended for use in heavy construction, authorized service facility for examination and/or repair.
- Do not use outdoors.
- This heater is not intended for use in heavy construction, authorized service facility for examination and/or repair.
- To disconnect heater, turn controls to off, then remove the power cord from the outlet.

### PLEASE READ AND SAVE THESE IMPORTANT SAFETY INSTRUCTIONS

- Read all instructions before using this heater.
- This heater is not intended for use in heavy construction, authorized service facility for examination and/or repair.
- Do not use outdoors.
- This heater is not intended for use in heavy construction, authorized service facility for examination and/or repair.
- To disconnect heater, turn controls to off, then remove the power cord from the outlet.
- Do not use this heater on a rug or carpet. Do not use on a rug, runner, or similar covering. Do not use on a rug or carpet under carpeting. Do not use cord with a polarized outlet only one way. If the plug does not fit in a wall outlet, do not use the heater. To reduce the risk of electric shock, this plug is intended to fit in a standard wall outlet. Do not use this heater in a bath tub or shower area and similar indoor locations. Never locate heater in areas where water is present, such as in a bathroom, laundry room, or near a sink.
- This heater is not intended for use in heavy construction, authorized service facility for examination and/or repair.
- Do not use outdoors.
- This heater is not intended for use in heavy construction, authorized service facility for examination and/or repair.
- To disconnect heater, turn controls to off, then remove the power cord from the outlet.
- Do not use this heater on a rug or carpet. Do not use on a rug, runner, or similar covering. Do not use on a rug or carpet under carpeting. Do not use cord with a polarized outlet only one way. If the plug does not fit in a wall outlet, do not use the heater. To reduce the risk of electric shock, this plug is intended to fit in a standard wall outlet. Do not use this heater in a bath tub or shower area and similar indoor locations. Never locate heater in areas where water is present, such as in a bathroom, laundry room, or near a sink.
- This heater is not intended for use in heavy construction, authorized service facility for examination and/or repair.
- Do not use outdoors.
- This heater is not intended for use in heavy construction, authorized service facility for examination and/or repair.
- To disconnect heater, turn controls to off, then remove the power cord from the outlet.

#### GARANTÍA LIMITADA DE 1 AÑO

Sunbeam Products, Inc. operando bajo el nombre de Jarden Consumer Solutions, o en Canadá, Sunbeam Corporation (Canada) Limited operando bajo el nombre de Jarden Consumer Solutions, (en forma conjunta, "JCS"), garantiza que por un período de uno año a partir de la fecha de compra, este producto estará libre de defectos de materiales y mano de obra. JCS, a su elección, reparará o reemplazará este producto o cualquier componente del mismo que presente defectos durante el período de garantía. El reemplazo se realizará por un producto o componente nuevo o reparado. Si el producto ya no estuviera disponible, se lo reemplazará por un producto similar de valor igual o superior. Esta es su garantía exclusiva. No intente reparar o ajustar ninguna función eléctrica o mecánica de este producto. Al hacerlo eliminará ésta garantía.

La garantía es válida para el comprador minorista original a partir de la fecha de compra inicial y la misma no es transferible. Conserve el recibo de compra original. Para solicitar servicio en garantía se requiere presentar un recibo de compra. Los agentes y centros de servicio de JCS o las tiendas minoristas que venden productos de JCS no tienen derecho a alterar, modificar ni cambiar de ningún otro modo los términos y las condiciones de esta garantía.

Esta garantía no cubre el desgaste normal de las piezas ni los daños que se produzcan como resultado de uso negligente o mal uso del producto, uso de voltaje incorrecto o corriente inapropiada, uso contrario a las instrucciones operativas, y desarme, reparación o alteración por parte de un tercero ajeno a JCS o a un Centro de Servicio autorizado por JCS. Asimismo, la garantía no cubre actos fortuitos tales como incendios, inundaciones, huracanes y tornados.

#### ¿Cuál es el límite de responsabilidad de JCS?

JCS no será responsable de daños incidentales o emergentes causados por el incumplimiento de alguna garantía o condición expresa, implícita o legal.

Excepto en la medida en que lo prohíba la ley aplicable, cualquier garantía o condición implícita de comerciabilidad o aptitud para un fin determinado se limita, en cuanto a su duración, al plazo de la garantía antes mencionada.

JCS queda exenta de toda otra garantías, condiciones o manifestaciones, expresa, implícita, legal o de cualquier otra naturaleza.

JCS no será responsable de ningún tipo de daño que resulte de la compra, uso o mal uso del producto, o por la imposibilidad de usar el producto, incluidos los daños incidentales, especiales, emergentes o similares, o la pérdida de ganancias, ni de ningún incumplimiento contractual, sea de una obligación esencial o de otra naturaleza, ni de ningún reclamo iniciado contra el comprador por un tercero.

Algunas provincias, estados o jurisdicciones no permiten la

other rights that vary from province to province, state to state or jurisdiction to jurisdiction.

#### How to Obtain Warranty Service

##### In the U.S.A.

If you have any question regarding this warranty or would like to obtain warranty service, please call 1-800-253-2764 or direct your correspondences to ATTN: Bionaire, Jarden Consumer Solutions, PO Box 3900, Peoria IL 61614. Please do not return product to this address. The PO Box listed can only receive letters or envelopes.

##### In Canada

If you have any question regarding this warranty or would like to obtain warranty service, please call 1-800-253-2764 or direct your correspondences to ATTN: Bionaire, Jarden Consumer Solutions, PO Box 3900, Peoria IL 61614. Please do not return product to this address. The PO Box listed can only receive letters or envelopes.

In the U.S.A., this warranty is offered by Sunbeam Products, Inc. doing business as Jarden Consumer Solutions located in Jarden Consumer Solutions, PO Box 3900, Peoria IL 61614. In Canada, this warranty is offered by Sunbeam Corporation (Canada) Limited doing business as Jarden Consumer Solutions, located at 20 B Hereford Street, Brampton, Ontario L6Y 0M1. If you have any other problem or claim in connection with this product, please write our Consumer Service Department.

#### PLEASE DO NOT RETURN THIS PRODUCT TO ANY OF THESE ADDRESSES OR TO THE PLACE OF PURCHASE.

If you have any questions regarding your Bionaire® product, please call us at 1-800-253-2764 or visit us on the web at [www.bionaire.com](http://www.bionaire.com). For inquiries regarding recycling and proper disposal of this product, please contact your local waste management facility.

© 2015 Sunbeam Products, Inc. doing business as Jarden Consumer Solutions. All Rights Reserved. Distributed by Sunbeam Products, Inc. doing business as Jarden Consumer Solutions, Boca Raton, Florida 33431.

Printed in China

#### 1 YEAR LIMITED WARRANTY

Sunbeam Products, Inc. doing business as Jarden Consumer Solutions or if in Canada, Sunbeam Corporation (Canada) Limited doing business as Jarden Consumer Solutions (collectively "JCS") warrants that for a period of one year from the date of purchase, this product will be free from defects in material and workmanship. JCS, at its option, will repair or replace this product or any component of the product found to be defective during the warranty period. Replacement will be made with a new or remanufactured product or component. If the product is no longer available, replacement may be made with a similar product of equal or greater value. This is your exclusive warranty. Do NOT attempt to repair or adjust any electrical or mechanical functions on this product. Doing so will void this warranty.

This warranty is valid for the original retail purchaser from the date of initial retail purchase and is not transferable. Keep the original sales receipt. Proof of purchase is required to obtain warranty performance. JCS dealers, service centers, or retail stores selling JCS products do not have the right to alter, modify or any way change the terms and conditions of this warranty.

This warranty does not cover normal wear of parts or damage resulting from any of the following: negligent use or misuse of the product, use on improper voltage or current, use contrary to the operating instructions, disassembly, repair or alteration by anyone other than JCS or an authorized JCS service center. Further, the warranty does not cover: Acts of God, such as fire, flood, hurricanes and tornados.

#### What are the limits on JCS's Liability?

JCS shall not be liable for any incidental or consequential damages caused by the breach of any express, implied or statutory warranty or condition.

Except to the extent prohibited by applicable law, any implied warranty or condition of merchantability or fitness for a particular purpose is limited in duration to the duration of the above warranty. JCS disclaims all other warranties, conditions or representations, express, implied, statutory or otherwise.

JCS shall not be liable for any damages of any kind resulting from the purchase, use or misuse of, or inability to use the product including incidental, special, consequential or similar damages or loss of profits, or for any breach of contract, fundamental or otherwise, or for any claim brought against purchaser by any other party.

Some provinces, states or jurisdictions do not allow the exclusion or limitation of incidental or consequential damages or limitations on how long an implied warranty lasts, so the above limitations or exclusion may not apply to you.

This warranty gives you specific legal rights, and you may also have

radiate radio frequency energy and, if not installed and installation. The product generates, uses, and can protection against harmful interference in a residential area. These limits are designed to provide reasonable protection against harmful interference in a residential area. JCS disclaims all other warranties, conditions or representations, express, implied, statutory or otherwise.

JCS shall not be liable for any damages of any kind resulting from the purchase, use or misuse of, or inability to use the product including incidental, special, consequential or similar damages or loss of profits, or for any breach of contract, fundamental or otherwise, or for any claim brought against purchaser by any other party.

Some provinces, states or jurisdictions do not allow the exclusion or limitation of incidental or consequential damages or limitations on how long an implied warranty lasts, so the above limitations or exclusion may not apply to you.

This warranty gives you specific legal rights, and you may also have

radiate radio frequency energy and, if not installed and installation. The product generates, uses, and can protection against harmful interference in a residential area. These limits are designed to provide reasonable protection against harmful interference in a residential area. JCS disclaims all other warranties, conditions or representations, express, implied, statutory or otherwise.

JCS shall not be liable for any damages of any kind resulting from the purchase, use or misuse of, or inability to use the product including incidental, special, consequential or similar damages or loss of profits, or for any breach of contract, fundamental or otherwise, or for any claim brought against purchaser by any other party.

Some provinces, states or jurisdictions do not allow the exclusion or limitation of incidental or consequential damages or limitations on how long an implied warranty lasts, so the above limitations or exclusion may not apply to you.

This warranty gives you specific legal rights, and you may also have

radiate radio frequency energy and, if not installed and installation. The product generates, uses, and can protection against harmful interference in a residential area. These limits are designed to provide reasonable protection against harmful interference in a residential area. JCS disclaims all other warranties, conditions or representations, express, implied, statutory or otherwise.

JCS shall not be liable for any damages of any kind resulting from the purchase, use or misuse of, or inability to use the product including incidental, special, consequential or similar damages or loss of profits, or for any breach of contract, fundamental or otherwise, or for any claim brought against purchaser by any other party.

Some provinces, states or jurisdictions do not allow the exclusion or limitation of incidental or consequential damages or limitations on how long an implied warranty lasts, so the above limitations or exclusion may not apply to you.

This warranty gives you specific legal rights, and you may also have

radiate radio frequency energy and, if not installed and installation. The product generates, uses, and can protection against harmful interference in a residential area. These limits are designed to provide reasonable protection against harmful interference in a residential area. JCS disclaims all other warranties, conditions or representations, express, implied, statutory or otherwise.

JCS shall not be liable for any damages of any kind resulting from the purchase, use or misuse of, or inability to use the product including incidental, special, consequential or similar damages or loss of profits, or for any breach of contract, fundamental or otherwise, or for any claim brought against purchaser by any other party.

Some provinces, states or jurisdictions do not allow the exclusion or limitation of incidental or consequential damages or limitations on how long an implied warranty lasts, so the above limitations or exclusion may not apply to you.

This warranty gives you specific legal rights, and you may also have

radiate radio frequency energy and, if not installed and installation. The product generates, uses, and can protection against harmful interference in a residential area. These limits are designed to provide reasonable protection against harmful interference in a residential area. JCS disclaims all other warranties, conditions or representations, express, implied, statutory or otherwise.

JCS shall not be liable for any damages of any kind resulting from the purchase, use or misuse of, or inability to use the product including incidental, special, consequential or similar damages or loss of profits, or for any breach of contract, fundamental or otherwise, or for any claim brought against purchaser by any other party.

Some provinces, states or jurisdictions do not allow the exclusion or limitation of incidental or consequential damages or limitations on how long an implied warranty lasts, so the above limitations or exclusion may not apply to you.

radiate radio frequency energy and, if not installed and installation. The product generates, uses, and can protection against harmful interference in a residential area. These limits are designed to provide reasonable protection against harmful interference in a residential area. JCS disclaims all other warranties, conditions or representations, express, implied, statutory or otherwise.

JCS shall not be liable for any damages of any kind resulting from the purchase, use or misuse of, or inability to use the product including incidental, special, consequential or similar damages or loss of profits, or for any breach of contract, fundamental or otherwise, or for any claim brought against purchaser by any other party.

Some provinces, states or jurisdictions do not allow the exclusion or limitation of incidental or consequential damages or limitations on how long an implied warranty lasts, so the above limitations or exclusion may not apply to you.

This warranty gives you specific legal rights, and you may also have

radiate radio frequency energy and, if not installed and installation. The product generates, uses, and can protection against harmful interference in a residential area. These limits are designed to provide reasonable protection against harmful interference in a residential area. JCS disclaims all other warranties, conditions or representations, express, implied, statutory or otherwise.

JCS shall not be liable for any damages of any kind resulting from the purchase, use or misuse of, or inability to use the product including incidental, special, consequential or similar damages or loss of profits, or for any breach of contract, fundamental or otherwise, or for any claim brought against purchaser by any other party.

Some provinces, states or jurisdictions do not allow the exclusion or limitation of incidental or consequential damages or limitations on how long an implied warranty lasts, so the above limitations or exclusion may not apply to you.

This warranty gives you specific legal rights, and you may also have

radiate radio frequency energy and, if not installed and installation. The product generates, uses, and can protection against harmful interference in a residential area. These limits are designed to provide reasonable protection against harmful interference in a residential area. JCS disclaims all other warranties, conditions or representations, express, implied, statutory or otherwise.

JCS shall not be liable for any damages of any kind resulting from the purchase, use or misuse of, or inability to use the product including incidental, special, consequential or similar damages or loss of profits, or for any breach of contract, fundamental or otherwise, or for any claim brought against purchaser by any other party.

Some provinces, states or jurisdictions do not allow the exclusion or limitation of incidental or consequential damages or limitations on how long an implied warranty lasts, so the above limitations or exclusion may not apply to you.

This warranty gives you specific legal rights, and you may also have

radiate radio frequency energy and, if not installed and installation. The product generates, uses, and can protection against harmful interference in a residential area. These limits are designed to provide reasonable protection against harmful interference in a residential area. JCS disclaims all other warranties, conditions or representations, express, implied, statutory or otherwise.

JCS shall not be liable for any damages of any kind resulting from the purchase, use or misuse of, or inability to use the product including incidental, special, consequential or similar damages or loss of profits, or for any breach of contract, fundamental or otherwise, or for any claim brought against purchaser by any other party.

Some provinces, states or jurisdictions do not allow the exclusion or limitation of incidental or consequential damages or limitations on how long an implied warranty lasts, so the above limitations or exclusion may not apply to you.

This warranty gives you specific legal rights, and you may also have

radiate radio frequency energy and, if not installed and installation. The product generates, uses, and can protection against harmful interference in a residential area. These limits are designed to provide reasonable protection against harmful interference in a residential area. JCS disclaims all other warranties, conditions or representations, express, implied, statutory or otherwise.

JCS shall not be liable for any damages of any kind resulting from the purchase, use or misuse of, or inability to use the product including incidental, special, consequential or similar damages or loss of profits, or for any breach of contract, fundamental or otherwise, or for any claim brought against purchaser by any other party.

Some provinces, states or jurisdictions do not allow the exclusion or limitation of incidental or consequential damages or limitations on how long an implied warranty lasts, so the above limitations or exclusion may not apply to you.

radiate radio frequency energy and, if not installed and installation. The product generates, uses, and can protection against harmful interference in a residential area. These limits are designed to provide reasonable protection against harmful interference in a residential area. JCS disclaims all other warranties, conditions or representations, express, implied, statutory or otherwise.

JCS shall not be liable for any damages of any kind resulting from the purchase, use or misuse of, or inability to use the product including incidental, special, consequential or similar damages or loss of profits, or for any breach of contract, fundamental or otherwise, or for any claim brought against purchaser by any other party.

Some provinces, states or jurisdictions do not allow the exclusion or limitation of incidental or consequential damages or limitations on how long an implied warranty lasts, so the above limitations or exclusion may not apply to you.

This warranty gives you specific legal rights, and you may also have

radiate radio frequency energy and, if not installed and installation. The product generates, uses, and can protection against harmful interference in a residential area. These limits are designed to provide reasonable protection against harmful interference in a residential area. JCS disclaims all other warranties, conditions or representations, express, implied, statutory or otherwise.

JCS shall not be liable for any damages of any kind resulting from the purchase, use or misuse of, or inability to use the product including incidental, special, consequential or similar damages or loss of profits, or for any breach of contract, fundamental or otherwise, or for any claim brought against purchaser by any other party.

Some provinces, states or jurisdictions do not allow the exclusion or limitation of incidental or consequential damages or limitations on how long an implied warranty lasts, so the above limitations or exclusion may not apply to you.

This warranty gives you specific legal rights, and you may also have

radiate radio frequency energy and, if not installed and installation. The product generates, uses, and can protection against harmful interference in a residential area. These limits are designed to provide reasonable protection against harmful interference in a residential area. JCS disclaims all other warranties, conditions or representations, express, implied, statutory or otherwise.

JCS shall not be liable for any damages of any kind resulting from the purchase, use or misuse of, or inability to use the product including incidental, special, consequential or similar damages or loss of profits, or for any breach of contract, fundamental or otherwise, or for any claim brought against purchaser by any other party.

Some provinces, states or jurisdictions do not allow the exclusion or limitation of incidental or consequential damages or limitations on how long an implied warranty lasts, so the above limitations or exclusion may not apply to you.

This warranty gives you specific legal rights, and you may also have

radiate radio frequency energy and, if not installed and installation. The product generates, uses, and can protection against harmful interference in a residential area. These limits are designed to provide reasonable protection against harmful interference in a residential area. JCS disclaims all other warranties, conditions or representations, express, implied, statutory or otherwise.

JCS shall not be liable for any damages of any kind resulting from the purchase, use or misuse of, or inability to use the product including incidental, special, consequential or similar damages or loss of profits, or for any breach of contract, fundamental or otherwise, or for any claim brought against purchaser by any other party.

Some provinces, states or jurisdictions do not allow the exclusion or limitation of incidental or consequential damages or limitations on how long an implied warranty lasts, so the above limitations or exclusion may not apply to you.

This warranty gives you specific legal rights, and you may also have

radiate radio frequency energy and, if not installed and installation. The product generates, uses, and can protection against harmful interference in a residential area. These limits are designed to provide reasonable protection against harmful interference in a residential area. JCS disclaims all other warranties, conditions or representations, express, implied, statutory or otherwise.

JCS shall not be liable for any damages of any kind resulting from the purchase, use or misuse of, or inability to use the product including incidental, special, consequential or similar damages or loss of profits, or for any breach of contract, fundamental or otherwise, or for any claim brought against purchaser by any other party.

Some provinces, states or jurisdictions do not allow the exclusion or limitation of incidental or consequential damages or limitations on how long an implied warranty lasts, so the above limitations or exclusion may not apply to you.

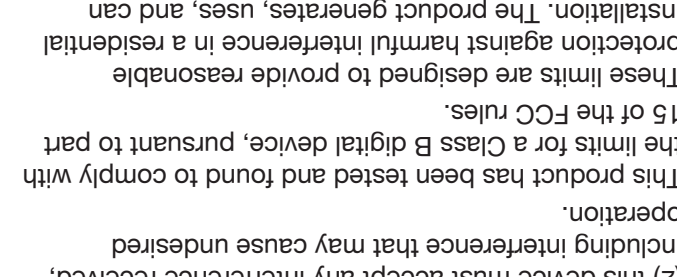


Fig. 1 REMOTE CONTROL

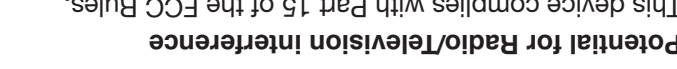
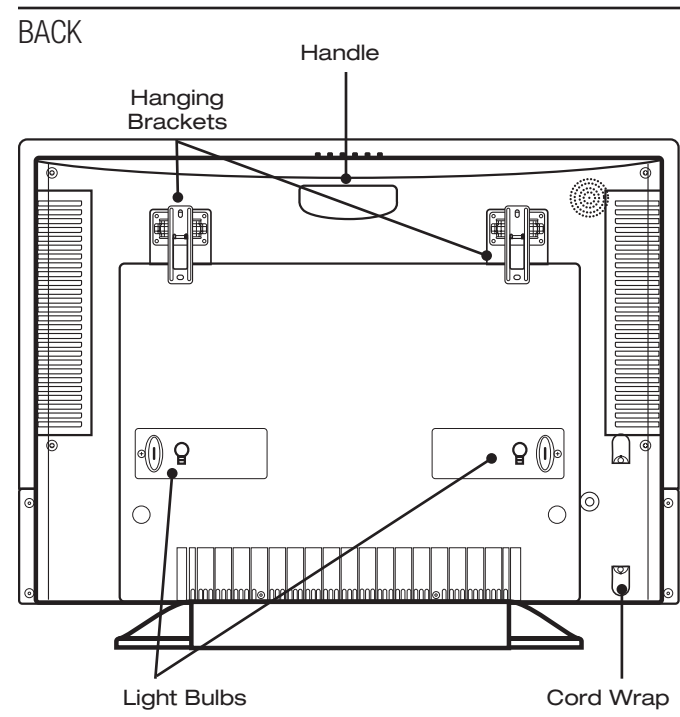
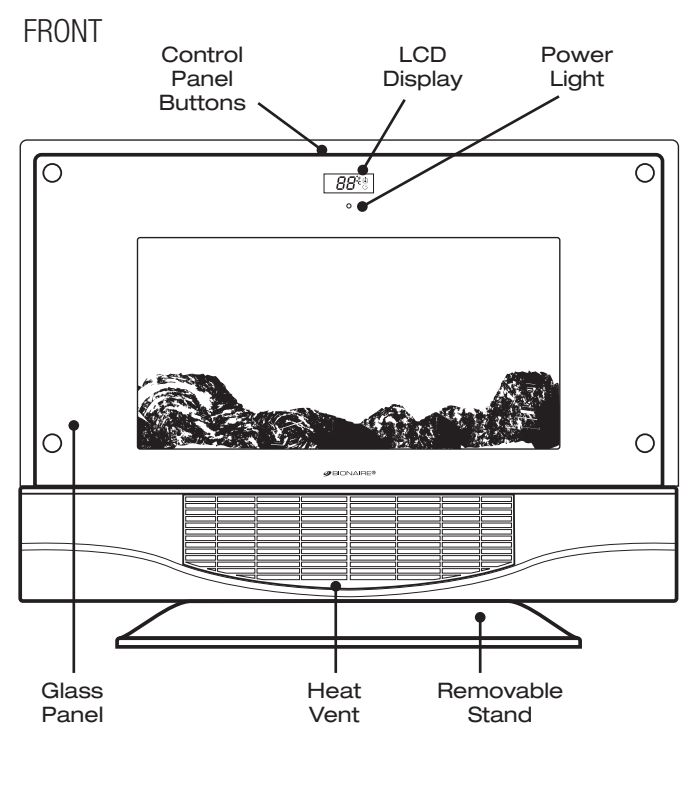


Fig. 2 CONTROL PANEL

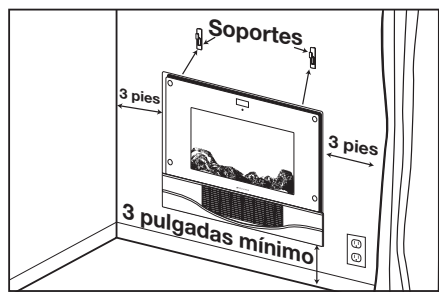




- 4 - tornillos de expansión
- 2 - soportes para el montaje

**IMPORTANTE:** Antes de taladrar la pared asegúrese de que no haya ningún cable eléctrico en esa área. Altura Máxima 47" (1.2m)

**Cerciórese de dejar por lo menos un espacio de 3 pies, por los 2 lados de la unidad.**



1. Separe el soporte de la unidad, si ya está instalado.
2. Sujete los soportes a la pared usando la plantilla de montaje de pared, que viene incluida (ver instrucciones más abajo).
3. Coloque el cuerpo de la unidad sobre los soportes, levantándolos y después dejándolos que se deslicen hacia abajo.
4. Utilice la envoltura del cordón para esconder la parte de éste que sobra.

#### INSTRUCCIONES DE OPERACIÓN

- Es posible que el calefactor emita un olor la primera vez que lo use. Esto es normal durante el primer periodo de uso y también cuando ha estado almacenado por mucho tiempo. Cerciórese de que el calefactor esté en un área bien ventilada y continúe operándolo hasta que el olor desaparezca.
- Es posible que escuche crujidos provenientes del calefactor mientras éste se calienta. Esto es parte de la operación normal y segura.
- El calefactor chimenea puede operarse usando el control remoto (fig.1) o el panel de control (fig.2) localizado en la parte superior de la unidad.
- Coloque el calefactor sobre una superficie firme y nivelada, o móntelo sobre la pared.
- No use otros electrodomésticos de alto voltaje en el mismo tomacorriente, para evitar el sobrecargo de su circuito. Con 1500 vatios esta unidad consume 12.5 amperios.

**Ⓛ Botón de encendido/apagado (On/Off)**  
La primera vez que oprima el botón se ilumina la pantalla LCD. Las funciones de configuración de la unidad son: Temperatura **80°**, temporizador apagado (**OFF**), brillo de la llama alto (**HIGH**), sonido encendido (**ON**). Después de apagar (**OFF**) la

#### CLEANING/MAINTENANCE

- Always unplug the heater before cleaning and allow to cool.
- To clean glass use household glass cleaner
- Lightly run a vacuum cleaner nozzle over the heater grill to remove any dust or dirt that may have accumulated
- Carefully wipe the heater with a soft, damp cloth. Please be very cautious near the heating elements.
- NEVER use abrasive or flammable solvents to clean the heater
- After cleaning, be sure to completely dry the heater with a cloth or towel

#### AUTO SAFETY SHUT-OFF

This heater is equipped with a patented, technologically advanced, safety system that automatically shuts off the current to the heater when a potential overheat temperature is reached. The heater can only resume operation when you reset it.

#### To Reset the Heater

- If your heater shuts down, follow these steps:
1. Unplug the heater and wait 30 minutes
  2. Plug in the heater, turn the power ON **Ⓛ**
  3. Your heater should now be operating properly

#### TIP-OVER SHUT-OFF

If the heater is knocked over, it will instantly shut off. To resume operation, simply place the heater in an upright position and press the Power **Ⓛ** button.

#### BULB REPLACEMENT

Two 25W Candelabra Base Bulbs can be replaced by opening doors on back of unit with a flathead screwdriver.

#### TROUBLESHOOTING

- Please **DO NOT** attempt to open or repair the heater other than bulb replacement. Please see the Warranty for Service Instructions or call our Consumer Services Department at 1-800-253-2764.

#### Flame not bright enough

1. Regulate flame brightness using the Flame Brightness **Ⓛ** button

unidad, el ventilador continúa operando por 10 segundos más, para permitir que la unidad se pueda enfriar.

#### Ⓛ Termostato

- Presione el botón del termostato hasta que el nivel de temperatura deseada aparezca en la pantalla LCD. Para empezar, es recomendable programar la temperatura en el nivel más alto. Nota: el ventilador continuará funcionando para que la llama siga operando sin el calor.
- Ahora el sistema puede mantener el nivel seleccionado y cómodo de calor, encendiendo (ON) y apagando (OFF) automáticamente el calefactor. Los ciclos del termostato **Ⓛ** de encendido (ON) y apagado (OFF) con el elemento calefactor, mantiene la temperatura programada.

#### La llama solamente:

Para activar la configuración de la llama solamente, presione el botón del termostato. Cuando se vea lo (FO) en la pantalla LCD, el calor se apagará, pero el ventilador continuará funcionando para que la llama pueda seguir operando.

#### Ⓛ Temporizador

Se puede programar el temporizador para que apague la unidad automáticamente. Oprima el botón del temporizador, seleccione entre 1 y 12 horas. Esta selección aparece en la pantalla LCD.

#### Ⓛ Brillo de la Llama

Hay cuatro formas de poner el brillo de la llama: Alto, Mediano, Bajo y Apagado. Oprima el botón para seleccionar el brillo deseado.

#### Ⓛ Sonido

Para encender o apagar el crujiente sonido, presione el botón de Sonido. El volumen del sonido puede adaptarse para cuatro niveles y para apagarlo. Presione el botón para poner los diferentes ciclos. Para apagarlo, sostenga el botón de sonido por 2 segundos y suéltelo.

#### Fahrenheit/Celsius °F °C

Presione para mostrar la temperatura en Fahrenheit o Celsius. **DECLARACIÓN DE LA COMISIÓN FEDERAL DE COMUNICACIONES (FCC POR SUS SIGLAS EN INGLÉS)**

#### Posibilidad de interferencias con Radio/Televisión

Este equipo cumple con la Parte 15 de las Normas de la FCC. Su funcionamiento está sujeto a las siguientes dos condiciones: (1) Este equipo no puede causar interferencia perjudicial y (2) este equipo debe aceptar toda interferencia recibida, inclusive interferencia que pueda causar un funcionamiento no deseado.

Este producto ha sido probado y se determinó que cumple con los límites para un dispositivo digital Clase B, según la parte 15 del reglamento de la FCC.

2. Check both bulbs are working and replace if necessary
3. Flame brightness may vary when heater is not engaged

#### Simulated fire will not illuminate

1. Check power
2. Press Flame Button **Ⓛ**
3. Check both bulbs and replace if necessary

#### Unit making crackling/popping sound

1. Unit is intended to replicate the gentle popping and crackling sounds of a residential fireplace
2. Press Sound **Ⓛ** button to turn off sound

#### Heat will not turn off

1. Refer to operating instructions
2. Press Thermostat **Ⓛ** button until **FO** is displayed. The fan will continue to run for flame operation.

#### Heater blows cool air

1. This is normal in order to cool down the heater and preserve the heating element
2. This is normal when the heat is turned off for Flame Only mode

#### Remote does not work

1. Change batteries (see Assembly Instructions)
2. Be sure to point Remote at Control Panel on unit
3. Be sure there are no obstructions between remote and unit
4. Make sure glass over LCD Display is clean
5. Ideal range for Remote Control is within 20 feet

#### Not enough heat.

1. Increase thermostat setting to highest setting
2. This is a 1500 watt heater and is intended for supplement heat only

#### Heater cycles on and off frequently

1. The thermostat automatically turns the heater on and off to maintain selected comfort level
2. To make this occur less frequently adjust the thermostat setting up or down

#### HEATER STORAGE

1. Store heater unit with cord in a cool, dry location.
2. We recommend storing the unit and cord in the original package.

Estos límites están diseñados para brindar protección razonable contra interferencias nocivas en una instalación residencial. El producto genera, usa y puede irradiar energía de radiofrecuencia, y si no se lo instala y se lo usa según las instrucciones, puede causar interferencias adversas en las comunicaciones radiales. Sin embargo, no hay garantía de que la interferencia no ocurra en una instalación en particular. Si el producto causa interferencias nocivas en la recepción de radio o televisión, lo cual se puede determinar apagando y encendiendo el producto, se recomienda al usuario que intente corregir la interferencia por medio de una de los siguientes métodos:

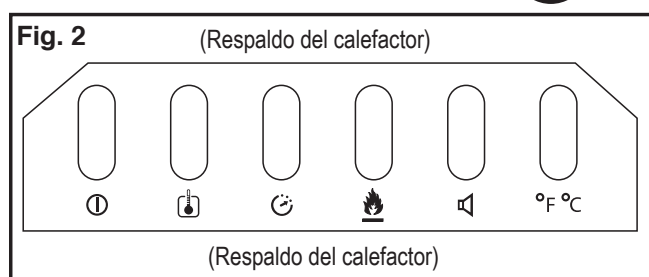
- Reorientar o reubicar la antena receptora.
- Aumentar la separación entre el producto y el receptor.
- Conectar el producto a una salida en un circuito diferente de aquella a la cual está conectado el receptor.
- Pedir ayuda al distribuidor o a un técnico de radio/TV idóneo.
- Todo cambio o modificación que no haya sido expresamente autorizado por la parte responsable de exigir el cumplimiento podría anular la autoridad del usuario para usar el equipo.

#### BOTONES DE LOS ICONOS

- Ⓛ Prendido/Apagado
- Ⓛ Termostato
- Ⓛ Temporizador
- Ⓛ Brillo de las llamas
- Ⓛ Sonido

°F °C Fahrenheit/Celsius

#### PANEL DE CONTROL



#### EGURIDAD DEL CALEFACTOR

## LEA Y CONSERVE ESTAS IMPORTANTES PAUTAS DE SEGURIDAD

#### INSTRUCCIONES IMPORTANTES:


Para reducir el riesgo de incendios, descargas eléctricas y lesiones personales al utilizar electrodomésticos, siga siempre las precauciones básicas de seguridad, incluyendo las que se mencionan a continuación:

1. Lea todas las instrucciones antes de usar este calefactor.
2. El calefactor se calienta al usarlo. Para evitar quemaduras, NO toque las superficies calientes con la piel. Si existen, utilice las manijas para mover la unidad. Mantenga los materiales combustibles, como muebles, almohadones, sábanas, papeles, ropa y cortinas a por lo menos 3 pies (0,9m) de la parte delantera del calefactor y manténgalos alejados de los costados y de la parte de atrás.
3. Debe tener mucho cuidado cuando el calefactor es utilizado por, o cerca de niños o inválidos, y siempre que se deje el calefactor prendido y desatendido.
4. Siempre desenchufe el calefactor cuando no lo utilice.
5. NO utilice el calefactor si el cable o el enchufe están dañados o luego de una falla, se haya caído o haya sufrido cualquier tipo de daño. Deseche el calefactor o devuélvalo al centro de servicio autorizado para su revisión y/o reparación.
6. NO utilizar en el exterior.
7. Este calefactor no está diseñado para ser utilizado en baños, lavaderos y zonas similares de interiores. NUNCA coloque el calefactor donde pueda caerse dentro de una bañera u otro recipiente con agua.
8. No coloque el cable debajo de la alfombra. No cubra el cable con alfombras, tapetes o artículos similares. No pase el cable por debajo de muebles o electrodomésticos. Coloque el cable lejos del área de tráfico y donde no se tropiece con él.
9. Para desconectarlo, gire el control a la posición OFF, luego quite el enchufe del tomacorriente.
10. No inserte ni permita que objetos extraños penetren en la ventilación o salida de aire ya que esto puede causar un choque eléctrico o incendio, o dañar el calefactor.
11. Para evitar un posible incendio, no bloquee las entradas de aire o escape de ninguna manera. No lo use en superficies blandas, como una cama, donde las aberturas se pueden bloquear.
12. Un calefactor tiene partes calientes y que pueden producir chispas en su interior. NO lo utilice en áreas donde se utiliza o se guarda gasolina, pintura o líquidos inflamables.
13. Utilice este calefactor sólo como se describe en este manual. Cualquier otro uso no recomendado por el fabricante puede provocar incendios, descargas eléctricas o lesiones a personas.

14. Siempre conecte el calefactor directamente a un tomacorriente de pared. Nunca lo use con un cable de extensión o con un tomacorriente múltiple.
15. Al desenchufarlo, asegúrese de tirar del enchufe y no del cable.
16. Si el calefactor no funciona, vea las instrucciones específicas del apagado automático de seguridad.
17. NO intente reparar o ajustar ninguna función eléctrica o mecánica de esta unidad. El hacerlo invalidará la garantía. La unidad no contiene partes reparables por el usuario. Toda reparación debe ser realizada únicamente por personal calificado.
18. Deje de usarlo si el cable o el enchufe se calienta. Se recomienda que reemplace el tomacorriente si el enchufe o el tomacorriente se calienta.
19. El calefactor no se debe localizar inmediatamente debajo de un tomacorriente. No use este calefactor en áreas cercanas a un baño, una ducha o una piscina.
20. No utilizar con adaptadores de conexión inalámbrica o tomacorrientes con función de control remoto.

## CONSERVE ESTAS INSTRUCCIONES

#### INFORMACIÓN DE SEGURIDAD PARA EL CONSUMIDOR



ESTE APARATO TIENE UN ENCHUFE POLARIZADO (una pata es más ancha que la otra). Para reducir el riesgo de choque eléctrico, este enchufe está diseñado para un tomacorriente polarizado en un sólo sentido. Si el enchufe no cabe completamente en el tomacorriente, voltee el tomacorriente. Si de todas maneras no calza, contacte a un electricista calificado para instalar el tomacorriente adecuado. **NO INTENTE MODIFICAR ESTE ENCHUFE DE NINGUNA MANERA NI ALTERAR ESTA FUNCIÓN DE SEGURIDAD DE NINGUNA MANERA.**

## LEA Y GUARDE ESTAS IMPORTANTES INSTRUCCIONES DE SEGURIDAD

#### ESPECIFICACIONES TÉCNICAS

Amperios	12,5
Voltaje:	1500W/ (+ 5% - 10%)
Voltaje de operación:	120V CA/60 Hz
Tipo de bombilla:	(2) 25W máx Base Candelabro

#### LIMPIEZA/ MANTENIMIENTO

- Siempre desconecte el calefactor y permita que se enfríe antes de limpiarlo.
- Para limpiar el vidrio use limpiadores de vidrios de uso casero.
  - Limpie ligeramente la rejilla del calefactor con la boquilla de la aspiradora para retirar cualquier polvo o suciedad que se haya acumulado.
  - Limpie cuidadosamente el calefactor con un paño suave y húmedo. Tenga mucho cuidado cuando se acerque a los elementos calefactores.
  - Nunca use disolventes abrasivos o inflamables para limpiar el calefactor.
  - Después de limpiarlo, asegúrese de secar completamente el calefactor, con un paño o toalla.

#### APAGADO AUTOMÁTICO

Este calefactor viene equipado con un sistema patentado de tecnología avanzada, que cuando llega a una temperatura de posible sobrecalentamiento, se apaga automáticamente la corriente que va hacia el calefactor. El calefactor sólo puede volver a calentarse cuando se vuelva a reiniciar.

#### Para reiniciar el calefactor

- Si su calefactor se voltea, siga estos pasos:
1. Desconecte el calefactor y espere 30 minutos.
  2. Conecte y encienda el calefactor (posición ON). **Ⓛ**
  3. El calefactor debe funcionar correctamente ahora.

#### APAGADO AL VOLTEARSE

Si el calefactor se voltea, se apagará instantáneamente. Para reanudar el funcionamiento simplemente coloque el calefactor en posición vertical y enciéndalo presionando el botón de encendido. **Ⓛ**

#### REEMPLAZO DE LAS BOMBILLAS

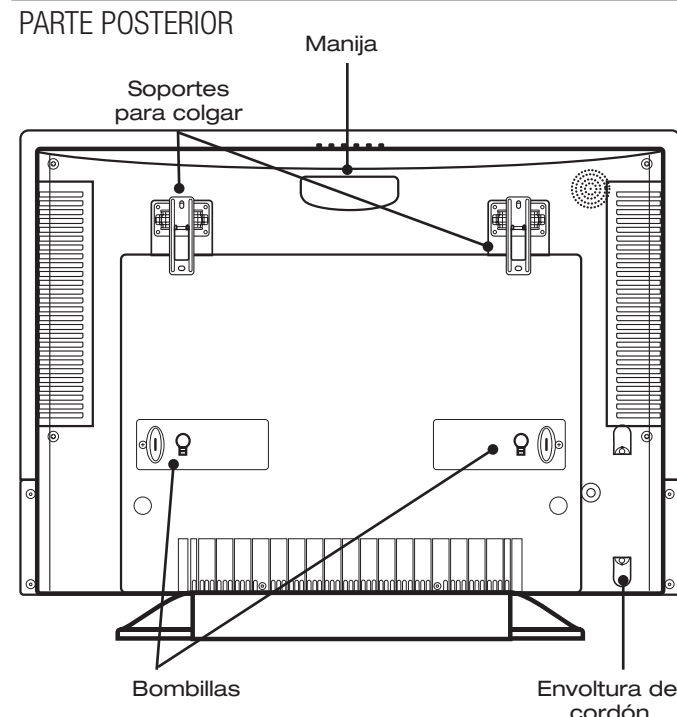
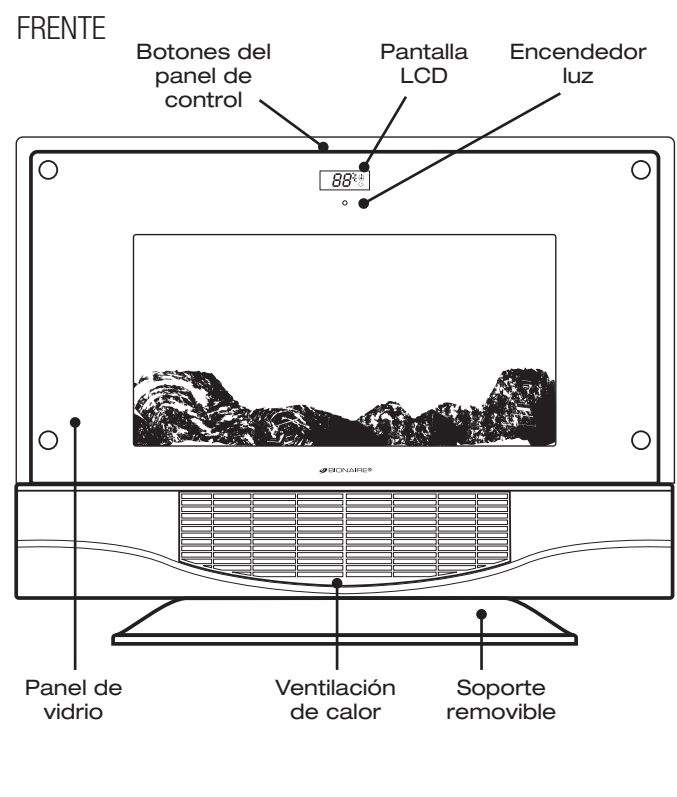
Las dos bombillas de 25W con base de candelabro, se pueden reemplazar abriendo las puertas de atrás del calefactor, con un destornillador de punta plana.

#### EN CASO DE PROBLEMAS

- Por favor **NO** trate de **abrir o reparar el calefactor. Solamente puede reemplazar las bombillas. Por favor lea la Garantía para las Instrucciones de Servicios o comuníquese con nuestro Departamento de Servicio al Consumidor, al teléfono: 1-800-253-2764**

#### La llama sin suficiente brillo

1. Regule el brillo de la llama utilizando el botón Brillo/Llama **Ⓛ** (Flame/ Brightness).



# Plantilla para montaje de pared



- Incluidos para el montaje**
- 4 - Tornillos de 1.5" autorroscantes con cabeza Phillips
  - 4 - Tornillos de expansión
  - 2 - Soportes para montaje

**Nota:** Las herramientas de montaje, incluidas, son para montar el calefactor sobre una pared de yeso (drywall) de 3/8" o 5/8" de espesor y que esté pegada a vigas de madera o metal. Convenientemente, los soportes de montaje en la pared tienen 16" en el centro, para alinearlos con 2 vigas. No todas las vigas están a un espacio de 16". Si no puede alinear con las vigas, debe usar los tornillos de expansión que están incluidos. Para cualquier otro tipo de paredes, debe consultar con un profesional o visitar una ferretería para determinar que clase de herramientas necesita para esa clase de pared

