




UNI-FIT FLOOR LINERS

CARE AND USE INSTRUCTIONS – PN: 51501 (Fronts) /51601 (Rears)


Thank you for selecting UNI-FIT™ Floor Liners from Husky Liners Inc. Your new floor liners can be easily trimmed to fit your specific vehicle's floorboard. The liners are made to take the place of your factory floor mats. **For correct fit, it is necessary to remove the factory floor mats before installing your new floor liners.** However, do not remove the factory-installed carpeting.

Your liners are made from an engineering resin that is lightweight and extremely tough and durable. The easiest way to clean your liners is with a damp cloth or sponge and soap and water. Windex®, 409® and ArmorAll® type cleaners work as well.


LEFT OR DRIVER



RIGHT OR PASSENGER



Trim and discard the formed tab at the top of the driver and passenger side front mats. The tabs store the four liner retaining clips that will be required later in the installation instructions.



Pre-fit your UNI-FIT liners in your vehicle to determine if trimming is necessary. If trimming is needed, the liner can be easily trimmed with a pair of scissors or a utility knife.


Trim in between the raised points along the UNI-FIT

trim lines.

HUSKY FLOOR LINER RETAINING CLIP INSTALLATION INSTRUCTIONS (Front Liners Only)

YOUR NEW LINER SET INCLUDES OUR NEW FLOOR LINER RETAINING CLIP SYSTEM. THIS RETAINING CLIP GIVES THE EXTRA SECURITY WHILE KEEPING SPILLS AND DEBRIS TRAPPED INSIDE THE LINERS. TO INSTALL THE HUSKY® LINER RETAINING CLIPS, SIMPLY FOLLOW THE INSTRUCTIONS BELOW:

- 1) Pre fit your new UNI-FIT floor liner in your vehicle (Image 1).
- 2) Insert the screw-in carpet retention screw into the bottom of the UNI-FIT liner (Image 2).
- 3) Press down on the liner to pre-mark the carpet screw into the carpet (Image 3).
- 4) Screw the carpet screw into the carpet with a flat blade screwdriver (Image 4).
- 5) Press the UNI-FIT liner over the top of the carpet screw post (Image 3).



IF YOU HAVE ANY QUESTIONS REGARDING THE INSTALLATION OF YOUR HUSKY® LINER RETAINING CLIPS OR LINER, JUST GIVE US A CALL MONDAY THROUGH FRIDAY FROM 8:00 AM – 5:00 PM CENTRAL TIME AT 800-344-8759 OR E-MAIL US AT: contactus@huskyliners.com.